Tennessee Comprehensive Assessment Program

TCAP

TNReady — Grade 3 Math Part II

PRACTICE TEST

Student Name

Teacher Name

Tennessee Department of Education

Directions

This Practice Test booklet contains sample items for Grade 3 Math. Write your answers in this Practice Test booklet.

You <u>MAY NOT</u> use a calculator in Subtest 1 of this test booklet.

Sample A: Selected-Response

Circle the **three** expressions that have a value of 12.

A. 2×6

B. 5×8

C. 7×2

D. 4×3

E. 1×12

Sample B: Match

Draw lines to match each fraction on the left with its equivalent fraction on the right.

$\frac{2}{6}$	$\frac{2}{4}$
$\frac{1}{2}$	$\frac{2}{8}$
$\frac{1}{4}$	$\frac{1}{3}$

Sample Answers

A. A, D, E

B.

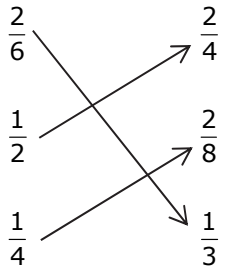

1. What is the value of 70 × 4?

Write your answer in the space provided.

2. 36 plates were placed into 4 stacks. Each stack had the same number of plates.

How many plates were in each stack?

Write your answer in the space provided.

3. Which expression is equal to 2 × (5 × 4)?

A. 2 + (5 × 4)

B. (2 × 5) × 4

C. (2 × 5) + (2 × 4)

D. (5 × 4) × (5 × 2)

4. Which expression has the same missing number as $45 \div 5 = \square$?

A. $45 \times 5 = \square$

B. $45 - 5 = \square$

C. $5 + \square = 45$

D. $5 \times \square = 45$

5. What is the value of 8×9?

A. 56

B. 64

C. 72

D. 81

6. Linda is covering her table with square tiles.
She has already completed the first row and the first column, as shown.

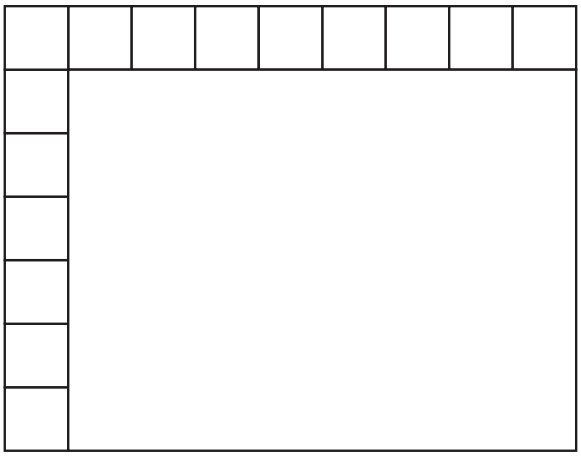

How many tiles will Linda use in all to cover the whole table?

Write your answer in the space provided.

7. What is the value of 6 × 4?

Write your answer in the space provided.

8. Mr. Hill divided his garden into 6 parts. All the parts of his garden have equal areas.

beans	flowers	lettuce
tomatoes	flowers	lettuce

What fraction of the total area of the garden is Mr. Hill using for beans?

A. $\frac{1}{5}$

B. $\frac{1}{6}$

C. $\frac{5}{1}$

D. $\frac{6}{1}$

9. Which circle has $\frac{1}{8}$ of its whole area shaded?

A.

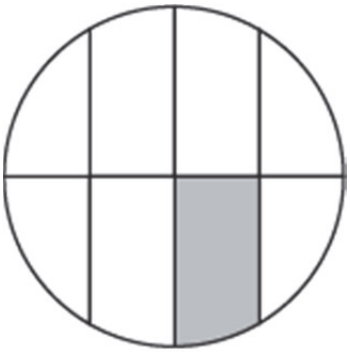

B.

C.

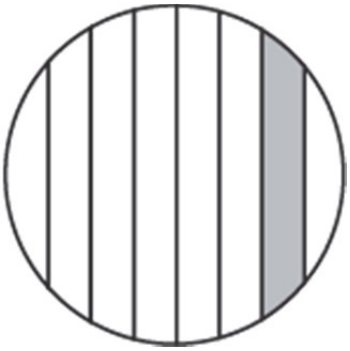

D.

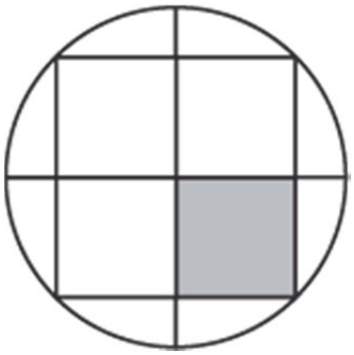

10. Nikki's music lesson begins at 5:30 and ends 45 minutes later.

Place two points on the number line to show when Nikki's lesson begins and ends.

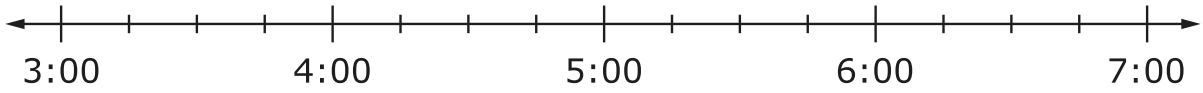

Directions

This Practice Test booklet contains sample items for Grade 3 Math. Write your answers in this Practice Test booklet.

You MAY use a calculator in Subtest 2 of this test booklet.

11. Mr. Franklin's class collected books for the library.

- Students collected 40 books during the first week.
- They had 65 total books at the end of the second week.

Complete the picture graph to show the numbers of books the class collected during the two weeks.

Week	Number of Books
Week 1	
Week 2	

Key
= 10 Books

12. On the grid, shade a rectangle that has an area of 10 square units.

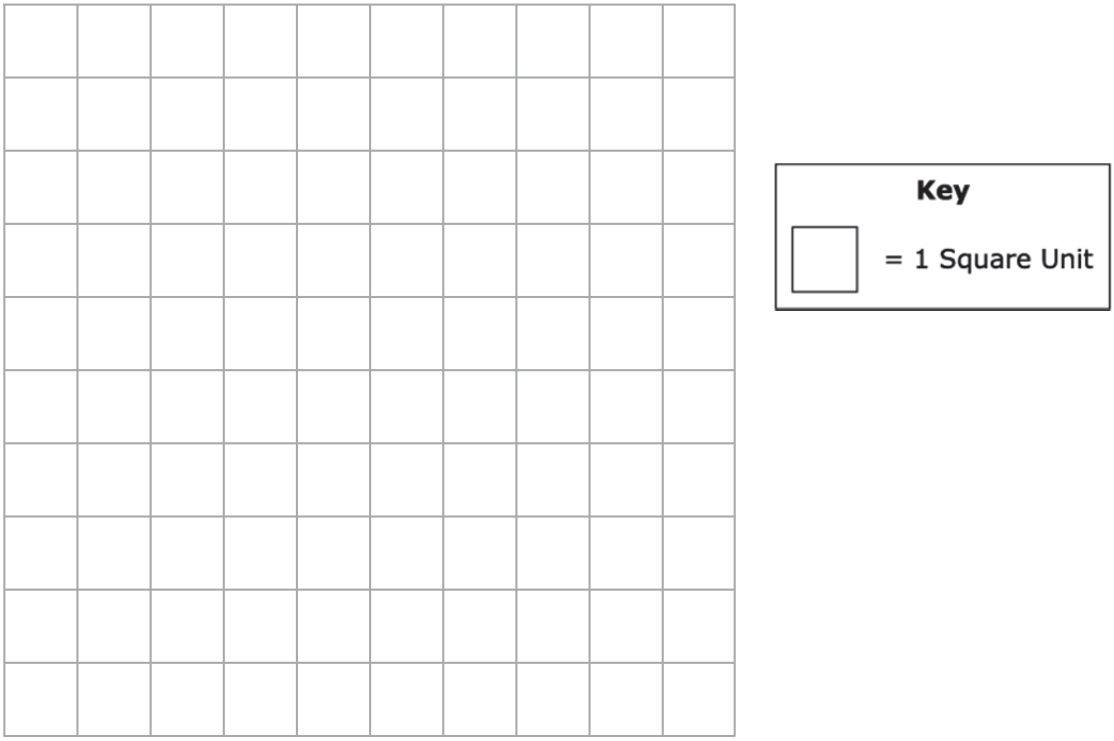

13. Place a check mark in the boxes in the table to match each number with the correct statement.

Some numbers may have more than one matching statement.
Some numbers may have no matching statements.

	rounds to 300 when rounded to the nearest 10	rounds to 300 when rounded to the nearest 100
301	☐	☐
347	☐	☐
309	☐	☐
351	☐	☐

14. Which fraction does point *A* show?

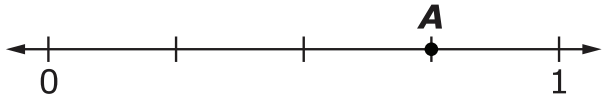

A. $\frac{3}{4}$

B. $\frac{3}{2}$

C. $\frac{2}{4}$

D. $\frac{2}{2}$

15. Place one of the symbols below into each box to correctly compare the fractions.

$<$ $>$ $=$

$\frac{3}{1}$ ☐ $\frac{3}{6}$

$\frac{2}{8}$ ☐ $\frac{4}{8}$

16. Three classes collected bottles to recycle.

The table shows the number of bottles collected by two classes.

Class	Bottles Collected
Mrs. Rand	109
Mr. Snow	126
Ms. Chow	?

The three classes collected 394 bottles altogether.

How many bottles did Ms. Chow's class collect?

Write your answer in the space provided.

17. Carly was shading numbers that follow a pattern before her paper ripped.

									10
							16	18	20
				15	18	21	24	27	30
		12	16	20	24	28	32	36	40
	10	15	20	25	30	35	40	45	50
	12	18	24	30	36	42	48	54	60
	14	21	28	35	42	49	56	63	70
8	16	24	32	40	48	56	64	72	80
9	18	27	36	45	54	63	72	81	90
10	20	30	40	50	60	70	80	90	100

The pattern that the shaded numbers on Carly's paper follow is "**A** **B**."

Circle the correct answers below that go in Box A and in Box B.

Box A	**Box B**
add	2
multiply by	4
	8
	16

18. Brandon's swim practice began at 3:15 P.M. It ended at the time shown by the arrow.

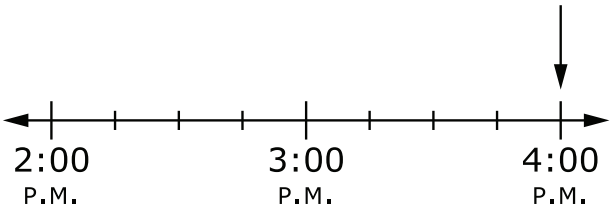

How many minutes did Brandon spend at swim practice?

Write your answer in the space provided.

19. The graph shows three ways the students in David's class get to school.

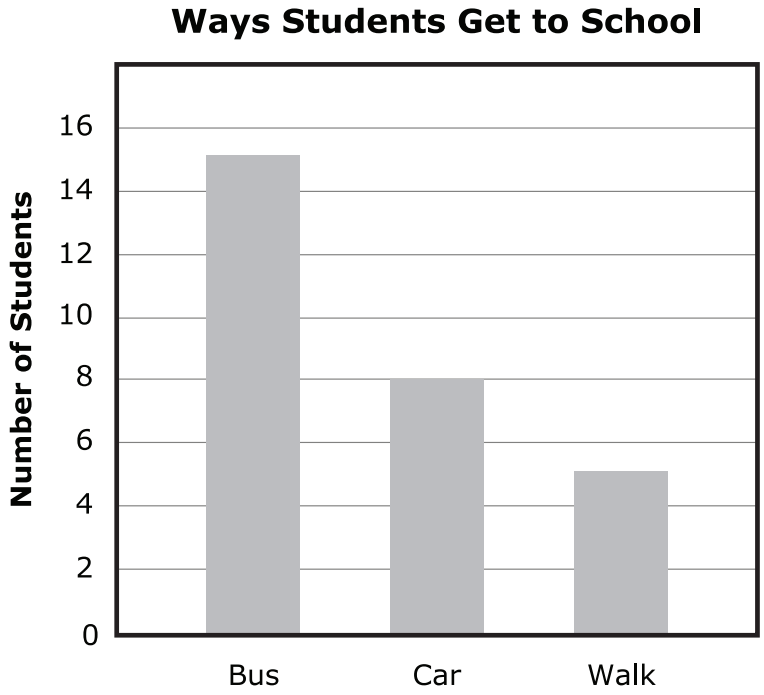

How many more students ride the bus than ride in a car **and** walk combined?

A. 2

B. 5

C. 13

D. 28

20. The figure shown has a perimeter of 45 inches.

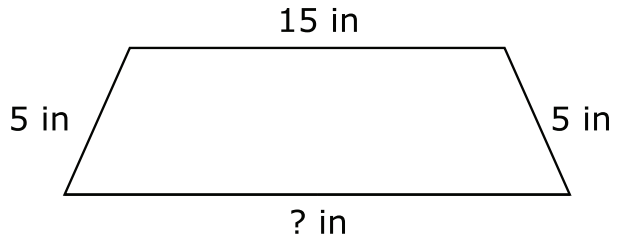

What is the unknown length, in inches?

21. Ms. Karmen's art class is making a banner. The perimeter of the banner is 30 feet.

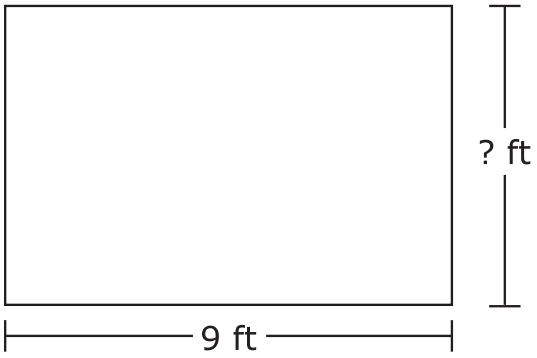

What is the height of the banner?

A. 21 ft

B. 18 ft

C. 12 ft

D. 6 ft